




CATALOG 2019

INDEX

Accessories	75
Bar	42
Bath	73
Bed	68
Bike	45
Bistro	39
Boston	14
Book	46-47
Catalonia	82
Chicago	50-51-52
Colorado	62-63-64-65
Denver	36
Dream	4
Dress up	72
Edimburg	16-17-18-19
En lata 2	83
Erika console	21-22
Erika table	20-21

Fire	44
Fly	2-13
Girona	70-71
Heb	32-33
Ibiza	15
Love	5
Lord	28-29
Mallorca	7
Metal colors	85
Miami	79
Milano	34-35
Moon	55
Nebraska	30-31
Nevada	6
Oil	44
Oregon	8-9-10-11
Oval	37
Palma	69

Paris bar	60
Paris console	61
Pinça	24-25-26-27
Rea	76
Rea Wood	77
Road	74
Roma	58-59
Roubaix	56
San Remo	43
Shelf	73
Sleep	66-67
Snack	40-41
Sun	54
Urbandock	80-81
Wall	38
Wine	48-49
Wood colors	84



We have devoted our energy , experience and passion to the creation of these pieces of furniture to bring you their unique personality. These 100% recycled materials have their own print and character, which they have acquired throughout time and due to their usage during decades in builunder works, structures, bridges and other constructions. Now we reutilize them and give them a **new life**

The humble
and everyday design, simple and practical
but at the same time cleansed and universal

Dream



Love



Nevada



Mallorca



Oregon



Oregon



Oregon





Oregon





Boston





Edimburg





Edimburg



Edimburg coffee



Erika






Erika





Pinça wood





Pinça oxid



Pinça inox



Lord






Basalt beige



Lava



Nero marquina



Iron corten



Nebraska





Heb





Milano






Denver





Oval



Wall





Snack





Bar



San Remo



Fire



Desing: Casper Vam Leeuwen

Oil




Bike



Dising: Marta Castellano

Book





Wine






Chicago









Sun




Moon



Roubaix





Roma





Paris





Colorado









Sleep





Bed




Palma



Girona







Dress up

Shelf




Bath




Road

Accessories








Rea Wood


From European pallet...






to Miami model











WOOD COLORS



Natural



Grey



Honey



White Wash

Colors may vary from the ones pictured in this catalog

METAL COLORS



White



Black



Red



Silver



Metal Grey



Metal Black



Oxid



Gold



Copper



Industrial

HOW TO CARE FOR YOUR SOLID WOODEN FURNITURE

Solid wood, like any natural and porous product, continues to absorb moisture throughout its life.

Coolwood designs its furniture so that it adapts better to hydrometric changes.

Even so, variations in texture and color are common features in solid wood furniture.

We believe that these variations and imperfections contribute to the charm of our products.

The light affects the wood during the first six or eight weeks.

When the furniture is absorbing for the first time the light that surrounds it, do not place any object on the surfaces to avoid permanent marks or circles.

At first, new furniture will need some time to absorb the light before adjusting to the tone of your other furniture.

Only use water in small quantities and only apply it with a damp cloth. After the damp cloth, always dry cloth.

It is recommended that your furniture be in a humidity environment between 40% and 60%.

The ideal temperature of the stay would be 21° C during the day and not below 14° during the night.

Do not place your furniture near the radiator or air conditioner.

EN CHARACTERISTICS

High performance single component water phase polyurethane floor varnish. Suitable for varnishing new or old wood of all types. For difficult or rare woods (such as exotic woods), contact our technical department.

PREPARING THE SURFACE

Sand the wood until bare in accordance with good practices, with at least 3 passages. Finish with sanding using 100 or 120 grain.

DIRECTIONS FOR USE

In compliance with enforceable professional standards, only apply the varnish:

- at a ground temperature between 8°C and 25°C.
 - on a clean, dry (moisture < 10%), non-greasy (without fatty substances such as exudation, wax, silicon, etc.) surface that is free from any washing liquid or powder, dirt, dust from sanding or other acidic residues.
 - in a draught-free atmosphere.
- ① PUR-T® 1 is ready to use, do not dilute. Stir thoroughly before and during application.
 - ② Apply according to the procedure 1 undercoat + 2 coats of varnish (or 3 if there is no undercoat) preferably using a 13-mm roller. Gently smooth the first coat applied on rough wood using a sanding grid (grain: 150), or use a black pad fitted to a buffer. According to choice, you can perform a gentle smoothing between coats.

Immediately after use, clean all the tools with water.

Make sure you always observe the directions on the product datasheets, codes of practice, professional standards and national regulations in force on the date the work is performed.

To preserve the contents of an already opened tin, decant the remaining product into a smaller container and close it carefully. Clean your tools in water. Help environmental conservation by not disposing of waste via the drainage system and make sure the empty container is taken to the waste disposal centre.



FR/007/008
www.ecolabels.fr



COOLWOOD S.L.U

Felip Vall 28
08551 Tona

Tel. 00 34 633085504

coolwood@coolwood.cat
coolwood.cat

